


## Program FAQ

When learning "Elegoo The Most Complete Starter Kit for UNO", the IDE will be prompted with the following error "No such file or directory" after clicking  upload.

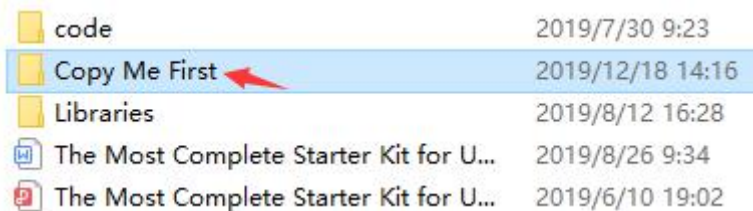
```
sss: No such file or directory
Compilation terminated.

exit status 1
sss: No such file or directory
```

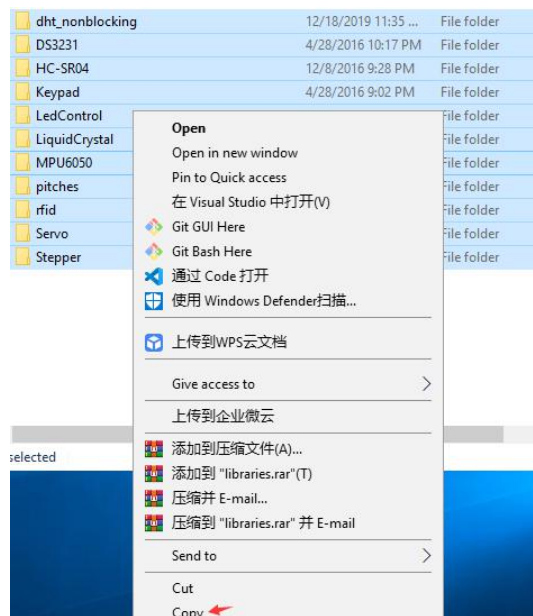
"SSS": is the name of the library file you are missing.

At this time, you can look over the "Add library" course in "Elegoo The Most Complete Starter Kit for UNO" and operate according to the course content. Here is a much more convenient method.

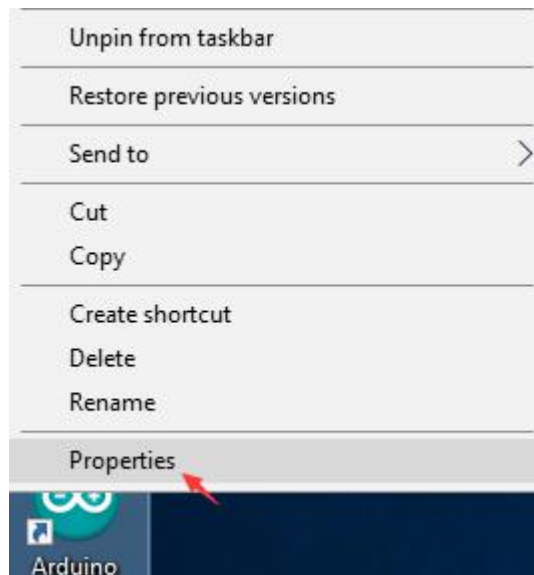
1. Open the "Copy Me First" file in the current folder.



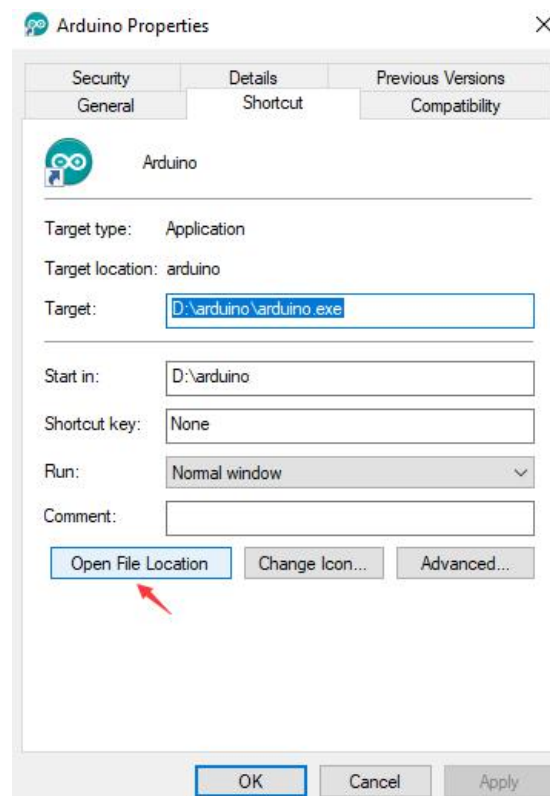
2. Select the extracted folder and copy it.



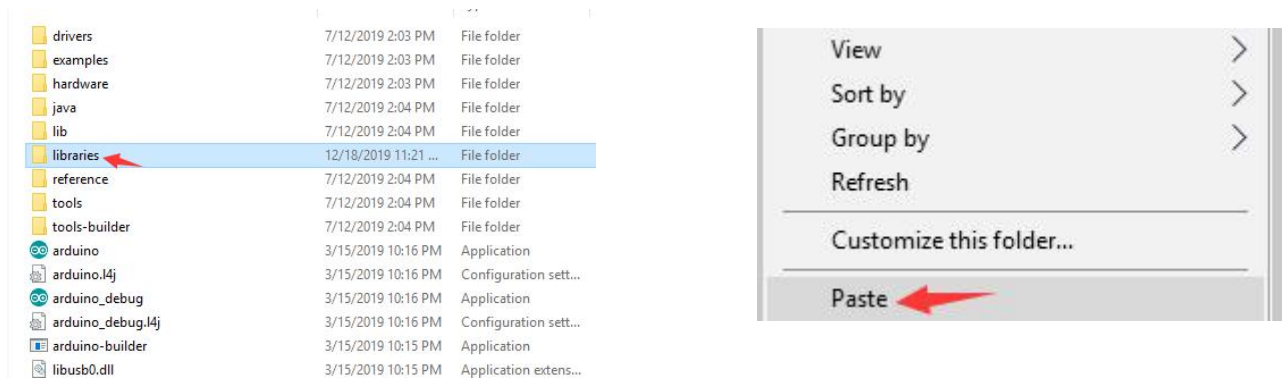
3. Right click "Arduino" ->"Propertise"



4. Click "Open File Location".



5. Click "libraries" in the pop-up window to **enter the folder**, and then right-click to paste.



6. After pasting, click again,  and then upload successfully.

